

Community  
Health Summit  
October 8<sup>th</sup>, 2024  
Seaside, OR

**SOCAC**

System of Care Advisory Council

# Data Driven System's Change

# Plan for today

Learn

Learn about the purpose and work of the System of Care Advisory Council

Reflect

Reflect upon youth and family perspectives about data

Take action

Discuss what the presented data means to you and how you want to use it in your work

# Let's get warmed up...

1

In 2023, how many Columbia Pacific CCO (CPCCO) members under age 25 were involved with multiple systems?

2

In 2023, of the 346 children who were involved with child welfare, what % also received a behavioral health service (paid for by CPCCO or FFS)?

3

In Clatsop county, what % of 8<sup>th</sup> graders felt they had a safe place or person they could go to for help outside of school?

4

What % of CPCCO members under age 25 who are receiving behavioral health services speak Spanish?

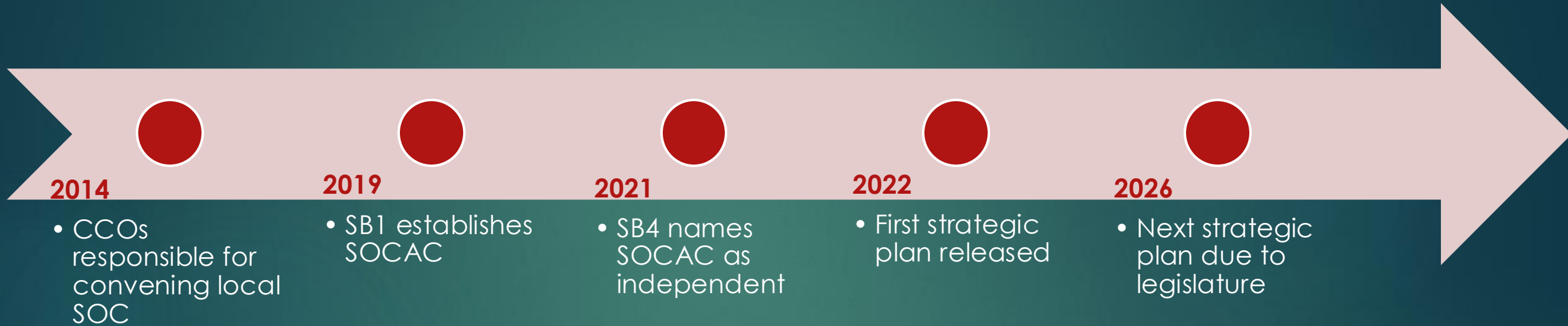
# What is the System of Care?

- **A philosophy based on cross system collaboration** that supports youth and families who have complex and significant behavioral and mental health needs.
- **A set of values**
- **An organizational structure** to address system barriers

The goal is to create an effective continuum of services and supports that are

- Youth and family driven
- Community-based,
- Culturally and linguistically responsive

# System of Care Advisory Council (SOCAC)



*“The primary duty of the council is to develop and maintain a state system of care policy and a comprehensive, long-range plan for a coordinated system of care that encompasses public health, health systems, child welfare, education, juvenile justice and services and supports for mental and behavioral health and people with intellectual or developmental disabilities”*

-ORS 418.979

# SOC Strategic Plan

- ▶ **Youth & Family Centered** – context experts lead the way to systems transformation, youth and family are at every table helping root our change processes in the needs of youth & families
- ▶ **Integrated Systems** – braided/blending funding, shared responsibility for every young person in Oregon
- ▶ **Culturally & Linguistically Responsive** – people using services understand providers – plain language, translation, culturally-specific providers, diverse workforce
- ▶ **Community-based** – services and supports exist where people need them, when they need them, for as long as they need them

# SOC Data Dashboard

Requirements outlined in Senate Bill 1 (2019)

Displays data for young people involved in child serving systems

Intended users are state and local policy makers, providers and partners

Disaggregated by gender, age, race/ethnicity, county and CCO/Fee for Service

Data updated monthly, with a 3–6-month time lag

Combines data from a number of state agencies

- ODHS Child Welfare
- ODHS Office of Intellectual and Developmental Disability Services
- Oregon Health Authority – Behavioral health
- Oregon Youth Authority
- County juvenile justice system

Link to Dashboard: [bit.ly/3BoLCwx](https://bit.ly/3BoLCwx)

# Youth & Family Partnership

- ▶ Goal of centering lived experiences in all spaces
- ▶ Including youth & families leads to culturally informed research



- ▶ What can we learn from them?
  - ▶ Beyond only using them as data points
  - ▶ Mend relationships by providing meaningful conclusions from research



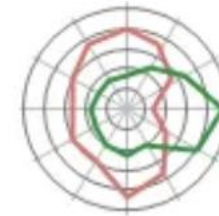
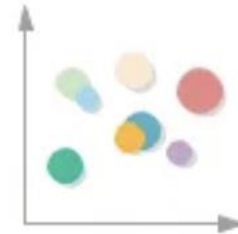
# Harm, Bias, Sanitization & Tokenization

- ▶ **Harm** – many marginalized individuals have been used as research subjects without knowledge of/reaping benefits from the results
- ▶ **Bias** – it is easy to have preconceived notions on what the conclusions are “expected”
- ▶ **Sanitization** – accurate & truthful reporting to agencies, even when feedback is negative
- ▶ **Tokenization** – don’t include youth & family just to say that you did...



# Data Communication

- ▶ Data-informed, not data-driven
- ▶ Quantitative & Qualitative
- ▶ Sharing results with study population
  - ▶ Plain Language
  - ▶ Visual / Written / Audio
  - ▶ Culturally appropriate
  - ▶ Multi-Lingual
  - ▶ \$\$\$
  - ▶ Media



# What's happening in the North Coast?

1

In 2023, how many Columbia Pacific CCO (CPCCO) members under age 25 were involved with multiple systems?

2

In 2023, of the 346 children who were involved with child welfare, what % also received a behavioral health service (paid for by CPCCO or FFS)?

3

In Clatsop county, what % of 8<sup>th</sup> graders felt they had a safe place or person they could go to for help outside of school?

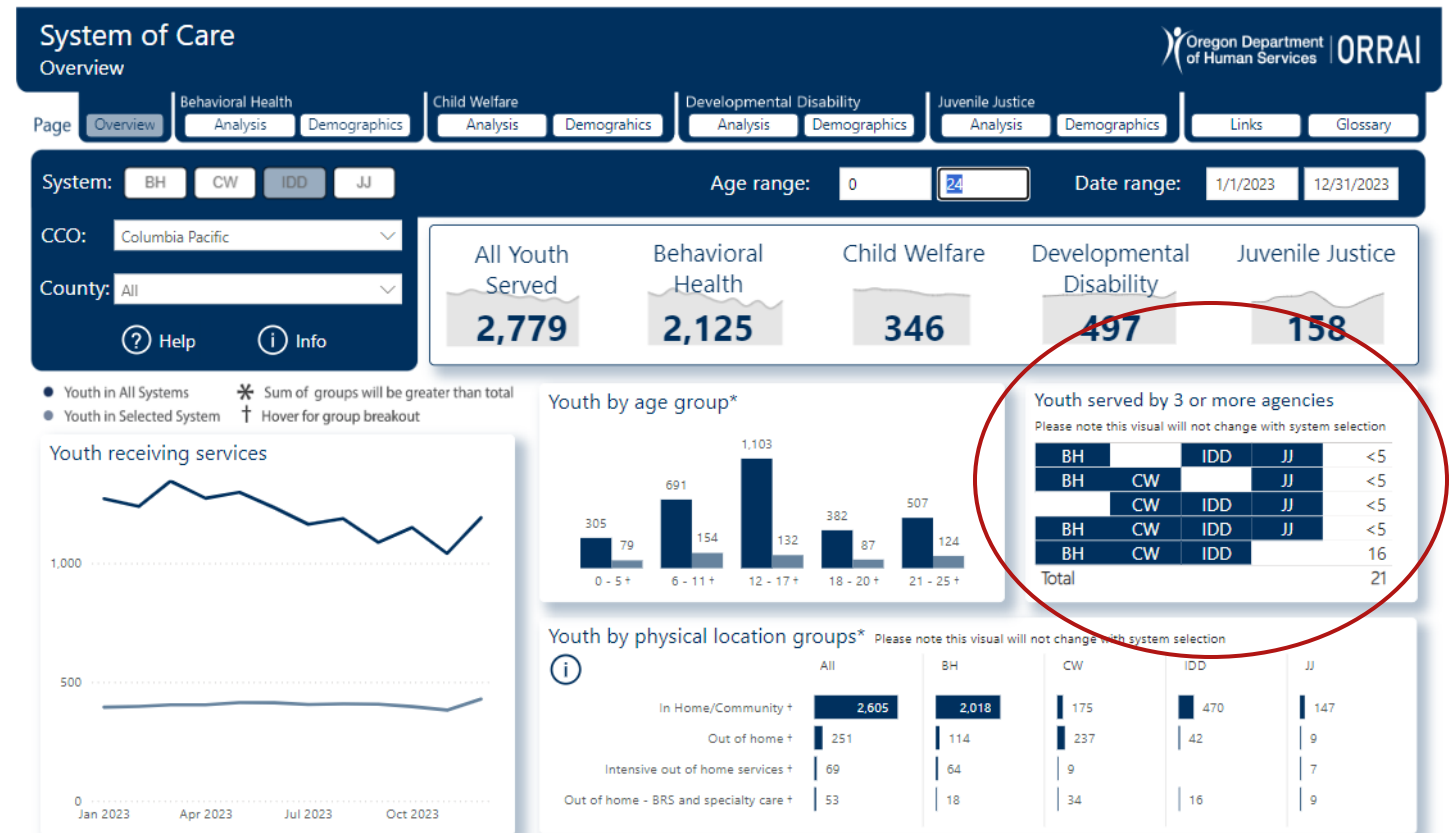
4

What % of CPCCO members under age 25 who are receiving behavioral health services speak Spanish?

# What's happening in the North Coast?

1

In 2023, how many Columbia Pacific CCO (CPCCO) members under age 25 were involved with multiple systems?



# What's happening in the North Coast?

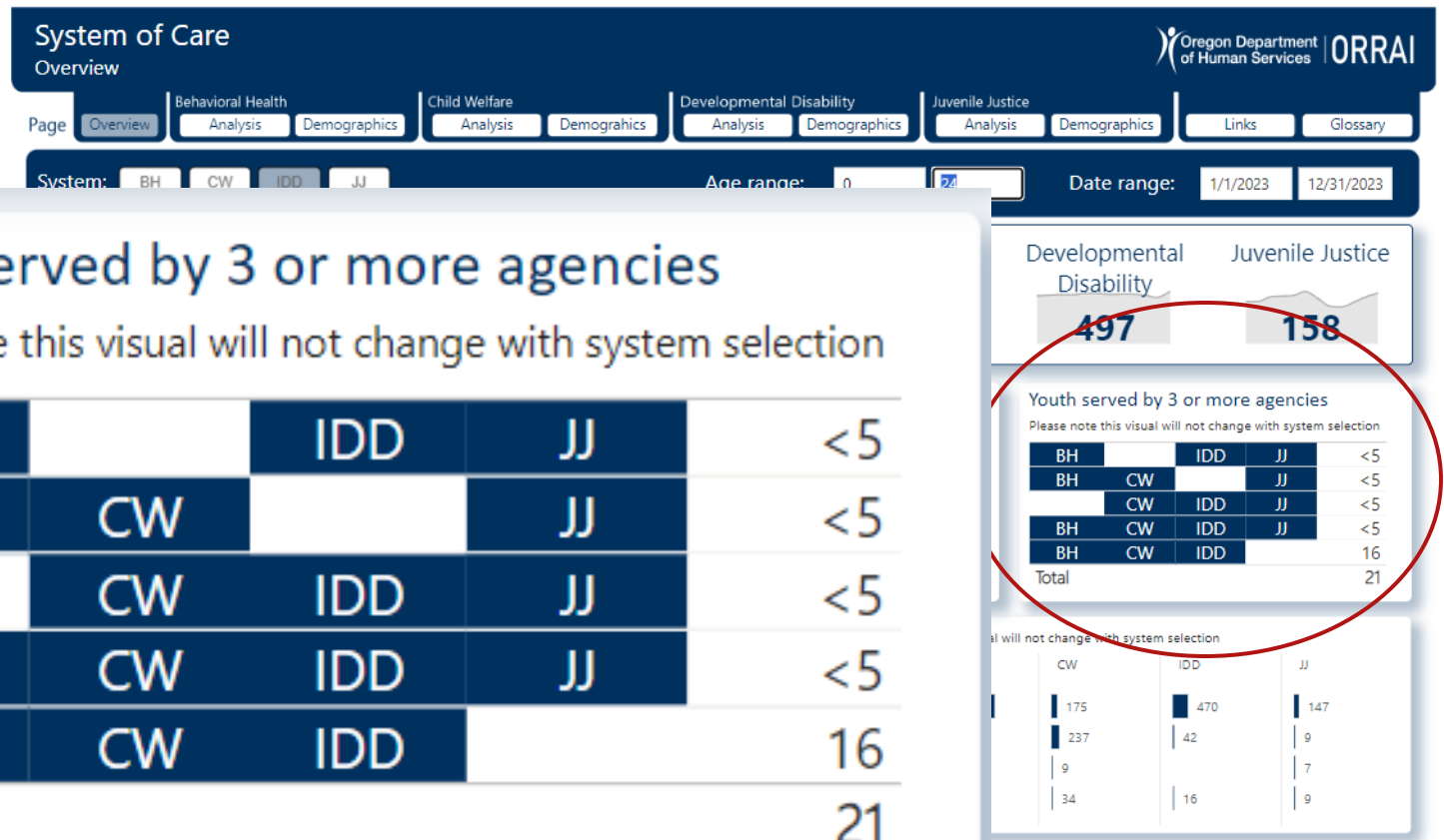
1

In 2023, how many Columbia Pacific CCO (CPCCO) members under age 25 were involved with multiple systems?

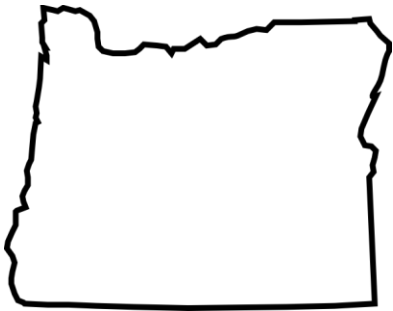
## Youth served by 3 or more agencies

Please note this visual will not change with system selection

BH		IDD	JJ	<5
BH	CW		JJ	<5
	CW	IDD	JJ	<5
BH	CW	IDD	JJ	<5
BH	CW	IDD		16
Total				21



# What's happening in the North Coast?



How does that compare to the state as a whole?

## Youth served by 3 or more agencies

Please note this visual will not change with system selection

BH	CW	IDD		405
BH	CW		JJ	167
BH		IDD	JJ	70
	CW	IDD	JJ	28
BH	CW	IDD	JJ	22
Total				655

## Youth served by 3 or more agencies

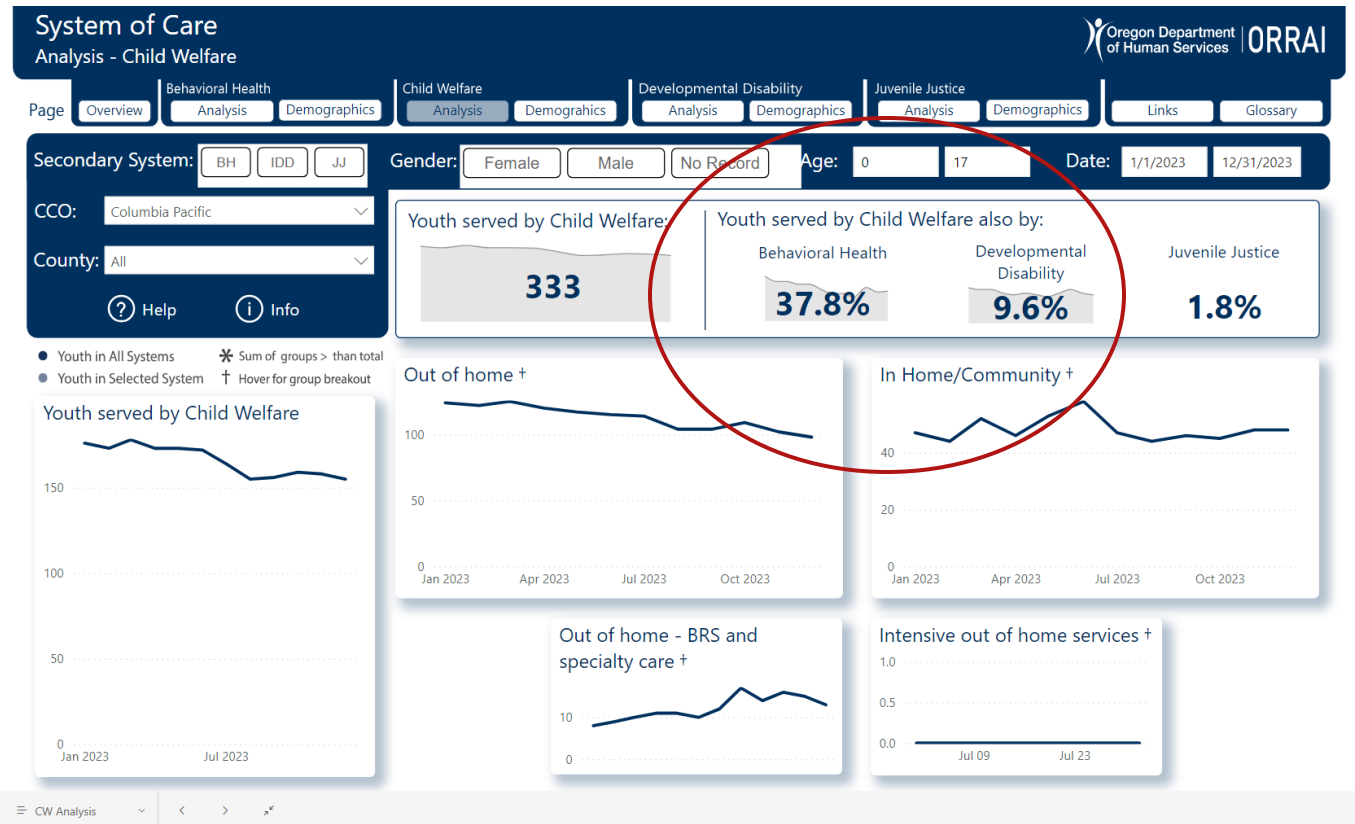
Please note this visual will not change with system selection

BH		IDD	JJ	<5
BH	CW		JJ	<5
	CW	IDD	JJ	<5
BH	CW	IDD	JJ	<5
BH	CW	IDD		16
Total				21

# What's happening in the North Coast?

2

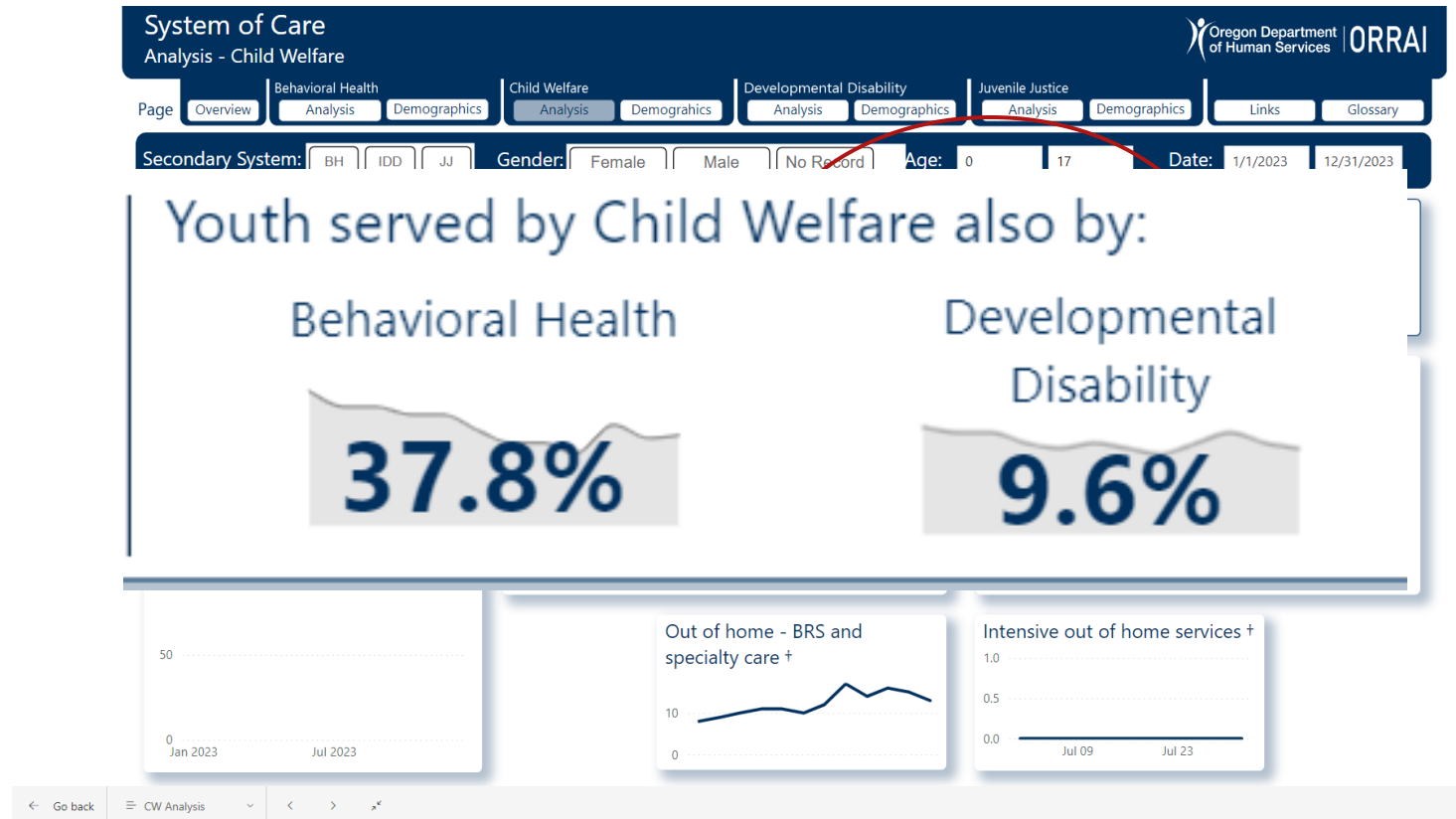
In 2023, of the 346 children who were involved with child welfare, what % also received a behavioral health service (paid for by CPCCO or FFS)?



# What's happening in the North Coast?

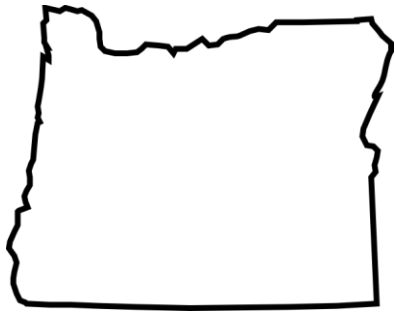
2

In 2023, of the 346 children who were involved with child welfare, what % also received a behavioral health service (paid for by CPCCO or FFS)?





# What's happening in the North Coast?



How does that compare to the state as a whole?

Youth served by Child Welfare also by:

Behavioral Health

**36.1%**

Developmental  
Disability

**7.0%**

**State**

Youth served by Child Welfare also by:

Behavioral Health

**37.8%**

Developmental  
Disability

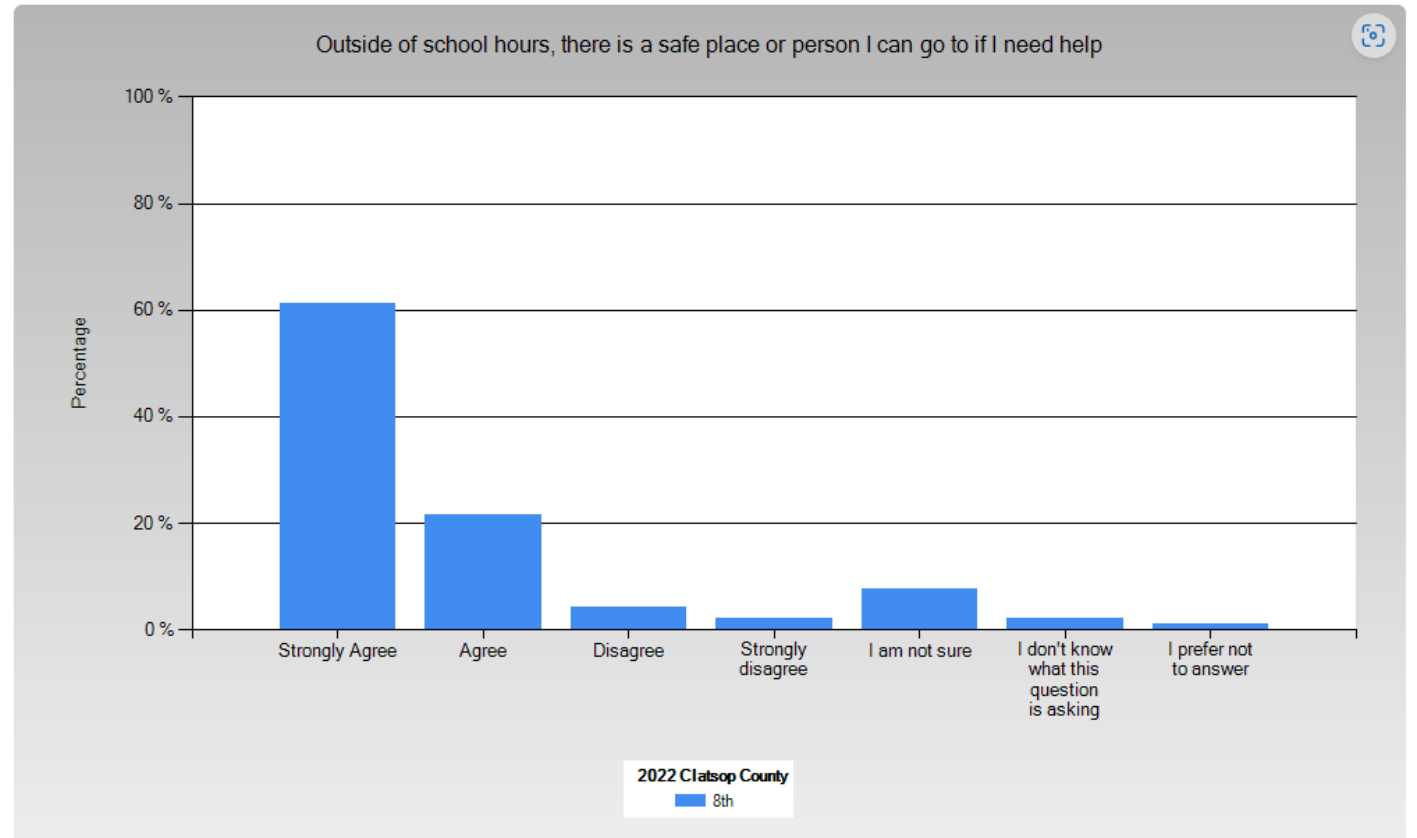
**9.6%**

**CPCCO**

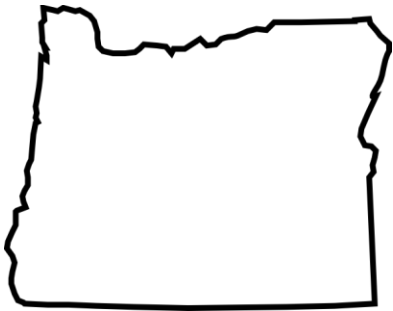
# What's happening in the North Coast?

3

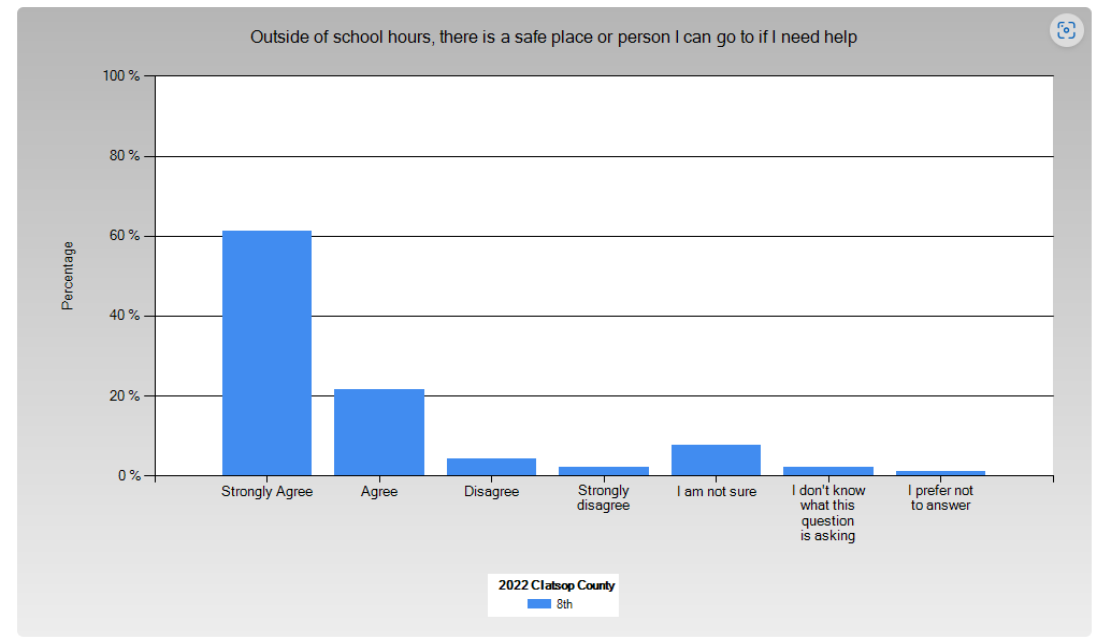
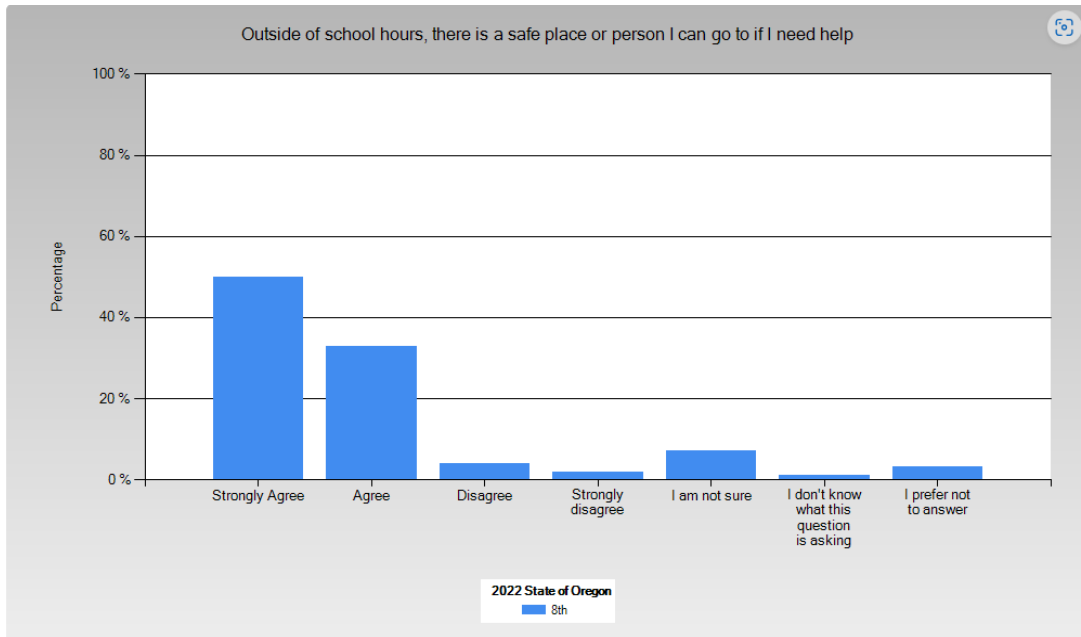
In Clatsop county, what % of 8<sup>th</sup> graders felt they had a safe place or person they could to for help outside of school?



# What's happening in the North Coast?



How does that compare to the state as a whole?



# What's happening in the North Coast?

4

What % of CPCCO members under age 25 who are receiving behavioral health services speak Spanish?



# Take action with the data

- ▶ What do you make of this data/presentation?
- ▶ What else do you want to know?
- ▶ What next step do you want to take as a result of what we've shared with you?

# Next steps for data-informed decision making

- ▶ System of Care Assessment – released February 2025
- ▶ Next SOC strategic plan (January 2026) will include improved outcome and process measures
- ▶ SOC Dashboard Improvements
  - ▶ Incorporating REAL-D and SOGI data
  - ▶ Integrating educational outcomes data
  - ▶ Turning on data for counties with small populations

# Learn more and get involved!

- ▶ Visit and use the SOC Data Dashboard
- ▶ Read the SOC Data Report
- ▶ Attend the SOC Data Committee meeting
- ▶ Sign up for the SOC Listserv
- ▶ Visit our other favorite data sites
  - ▶ Oregon Child Integrated Data
  - ▶ National Survey on Children's Health
  - ▶ Oregon Student Health Survey
- ▶ Visit: [bit.ly/OregonSOC](https://bit.ly/OregonSOC)

# Contact us!

Christy Hudson

[Christy.j.hudson@oha.oregon.gov](mailto:Christy.j.hudson@oha.oregon.gov)

971-678-4347